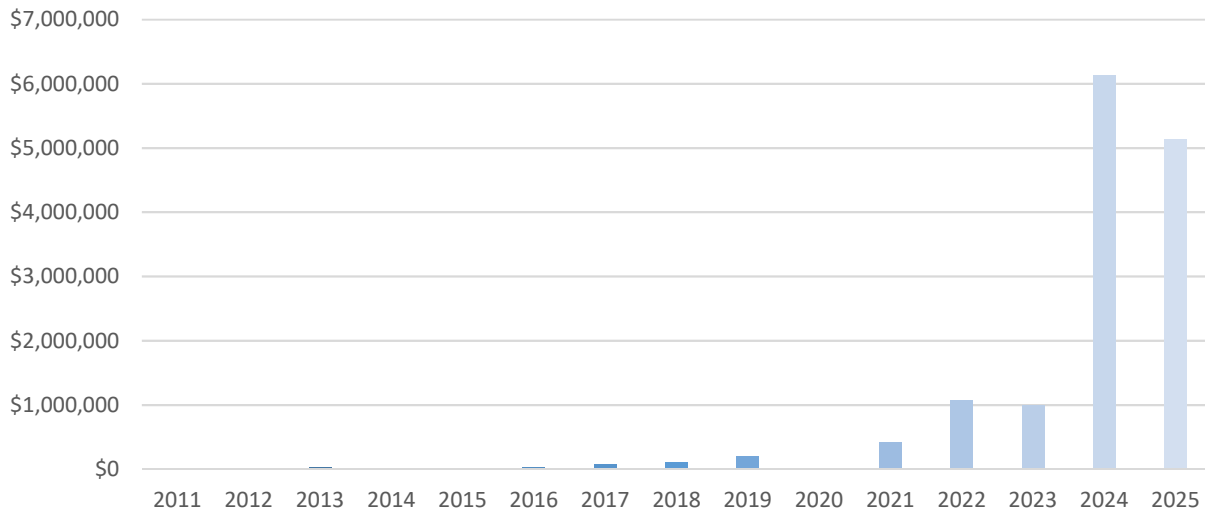


# Pedestrian & Bikeway Projects

Pedestrian and Bikeway connectivity has been identified as a priority of residents during the Village's Comprehensive Planning process. Projects in this category include studies which will identify connectivity and maintenance issues and assist in the identification and prioritization of projects and business district paver replacement which will assist in beautification and long term ease of maintenance in the Village Center. While annual maintenance work within this category is necessary to maintain safe traveled ways and improve the accessibility of the Village's infrastructure, the larger projects proposed are intended to increase connectivity, accessibility and the beautification and character of the Village.



Pedestrian & Bikeway  
(Historic and Projected Expenses)



## Financial Impact

	2011	2012	2013	2014	2015	
Historical			\$32,081			
Historical	2016	2017	2018	2019	2020	Historical
	\$33,538	\$76,641	\$104,336	\$203,489	\$6,961	\$457,047
5-Year	2021	2022	2023	2024	2025	Short Term
	\$415,000	\$1,080,000	\$990,000	\$6,130,000	\$5,130,000	\$13,745,000





## Lake-Cook Road Fox Point Bridge Approach Reconstruction

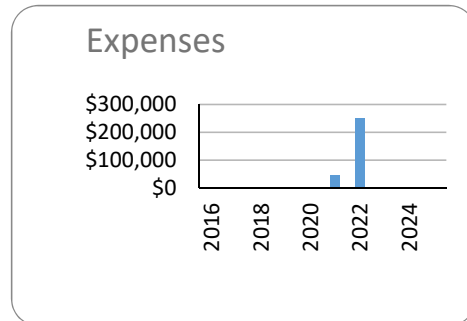


Project Category	Pedestrian & Bikeway
Useful Life	50 Years
Project Type	Maintenance
User Department	DS
Coordinator	DS
Current Budget	N/A
Initial Proposal Date	2020
Design Work	2021
Project Work	2022
Reoccurrence	50 Years
Fund	Pedestrian & Bikeway
Account(s)	20-620

**Location** Lake Cook Road at Flint Creek

**Issue** The Pedestrian bridge over Flint Creek on the south side of Lake Cook Road is nearing the end of its useful life.

**Solution** Complete an assessment of the existing structure and associated engineering plans for reconstruction of this pedestrian bridge and approach structure. Utilize these plans to reconstruct this bridge.



<b>Financial Impact</b>	<b>Historical</b>	2016	2017	2018	2019	2020	Historical
							\$0
	<b>Short Term</b>	2021	2022	2023	2024	2025	Short Term
		\$45,000	\$250,000				\$295,000
	<b>Long Term</b>	Year 6-10	Year 11-15	Year 16-20	Long Term	Short Term	Total 20 Year
					\$0	\$295,000	\$295,000



## Sidewalk Improvements throughout Village

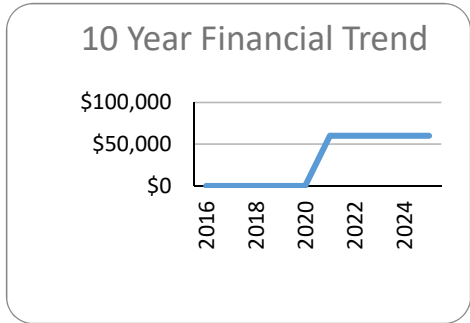


Project Category	Pedestrian & Bikeway
Useful Life	30 Years
Project Type	Maintenance
User Department	DS
Coordinator	DS/PW
Current Budget	N/A
Initial Proposal Date	2020
Design Work	Annual
Project Work	Annual
Reoccurrence	Annual
Fund	Pedestrian & Bikeway
Account(s)	20-620

**Location** Village Right-of-Way

**Issue** Existing Village sidewalk has aged and requires repair and replacement. Gaps exist in existing sidewalk and path connectivity throughout the Village.

**Solution** Create an annual program to allow for repair and replacement of existing sidewalk and design and construction of new sidewalk/paths identified as priorities by the Bike and Pedestrian Connectivity Study and Assessment.



	2016	2017	2018	2019	2020	Historical
<b>Financial Impact</b> Historical						\$0
	<b>2021</b>	<b>2022</b>	<b>2023</b>	<b>2024</b>	<b>2025</b>	<b>Short Term</b>
Short Term	\$60,000	\$60,000	\$60,000	\$60,000	\$60,000	\$300,000
	<b>Year 6-10</b>	<b>Year 11-15</b>	<b>Year 16-20</b>	<b>Long Term</b>	<b>Short Term</b>	<b>Total 20 Year</b>
Long Term	\$300,000	\$300,000	\$300,000	\$900,000	\$300,000	\$1,200,000



## Sidewalk Trip Hazard Assessment



Project Category Pedestrian & Bikeway

Useful Life 5 Years

Project Type Study

User Department PW

Coordinator PW

Current Budget \$10,000

Initial Proposal Date 2020

Design Work 2021

Project Work N/A

Reoccurrence 5 Years

**Location** Village Right-of-Way

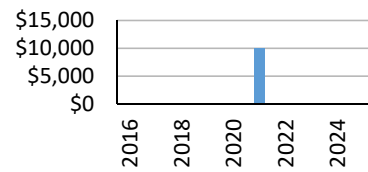
**Issue** Village sidewalks have aged and may pose tripping and safety hazards.

**Solution** Assess all existing sidewalks for tripping and safety hazards and prioritize repair or replacement of these sidewalk sections.

Fund Pedestrian & Bikeway

Account(s) 20-620

### Expenses



Financial Impact	2016	2017	2018	2019	2020	Historical
	Historical					
Short Term	2021	2022	2023	2024	2025	Short Term
	\$10,000					\$10,000
Long Term	Year 6-10	Year 11-15	Year 16-20	Long Term	Short Term	Total 20 Year
	\$10,000			\$10,000	\$10,000	\$20,000



## Village Bike & Pedestrian Connectivity Study and Assessment



Project Category Pedestrian & Bikeway

Useful Life 10 Years

Project Type Study

User Department DS

Coordinator DS

Current Budget N/A

Initial Proposal Date 2020

Design Work 2021

Project Work N/A

Reoccurrence 10 Years

**Location** Village Right-of-Way

**Issue**

Improvements in Bike and Pedestrian facilities have been identified as a priority through 2020 Comprehensive Plan Neighborhood Meetings.

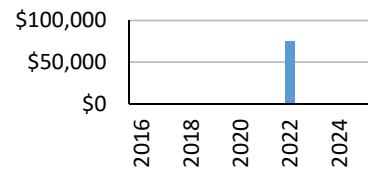
**Solution**

Commission a Bike and Pedestrian Connectivity Study for the Village in order to assess existing connectivity and identify priority areas for increasing connectivity between residential areas and Village destinations. These priorities will be broken into projects and can be incorporated into development requirements and future Village projects as well as utilized as a basis for grant applications.

Fund Pedestrian & Bikeway

Account(s) 20-620

### Expenses



**Financial Impact**

	2016	2017	2018	2019	2020	Historical
Historical						\$0
	2021	2022	2023	2024	2025	Short Term
Short Term		\$75,000				\$75,000
	Year 6-10	Year 11-15	Year 16-20	Long Term	Short Term	Total 20 Year
Long Term		\$75,000		\$75,000	\$75,000	\$150,000





## Hart Road/Main Street Multi-Use Path



Project Category Pedestrian & Bikeway

Useful Life 30 Years

Project Type Grant

User Department DS

Coordinator DS

Current Budget N/A

Initial Proposal Date 2020

Design Work 2021

Project Work 2022

Reoccurrence 30 Years

**Location** Hart Road & Main Street

**Issue**

Pedestrian accommodations do not currently exist within Village right-of-way to connect Main Street east of the High School to Northwest Highway.

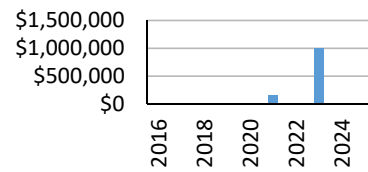
Fund Pedestrian & Bikeway

Account(s) 20-620

**Solution**

The Village secured an ITEP grant to design and construct this connection. Phase I design work has been completed to confirm the feasibility of creating this multi-use path. Phase II design work and construction remain outstanding. The ITEP Grant should reimburse the Village approximately \$685,000 for this remaining work.

### Expenses



**Financial Impact**

	2016	2017	2018	2019	2020	Historical
Historical						\$0
	2021	2022	2023	2024	2025	Short Term
Short Term	\$150,000		\$1,000,000			\$1,150,000
	Year 6-10	Year 11-15	Year 16-20	Long Term	Short Term	Total 20 Year
Long Term				\$0	\$1,150,000	\$1,150,000



## Pedestrian Underpass at Main Street & CN Tracks



Project Category Pedestrian & Bikeway

Useful Life 50 Years

Project Type Grant

User Department DS

Coordinator DS

Current Budget N/A

Initial Proposal Date 2020

Design Work 2022-2023

Project Work 2024

Reoccurrence N/A

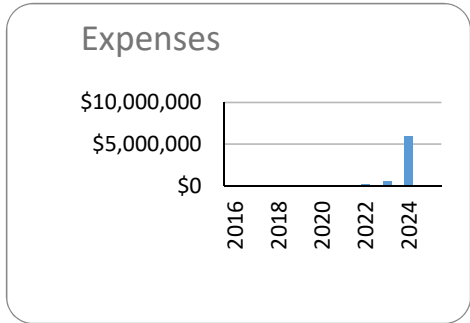
**Location** Main Street @ CN Tracks

**Issue** Main Street is a heavily utilized pedestrian corridor which is crossed by the CN Tracks. A grade separation would provide continuous pedestrian accommodations, regardless of train traffic.

**Solution** Invest in design and construction of a pedestrian underpass at Main Street and the CN Tracks

Fund Pedestrian & Bikeway

Account(s) 20-620



Financial Impact		2016	2017	2018	2019	2020	Historical
		Historical					
Short Term	2021						Short Term
		\$150,000	\$500,000	\$6,000,000	\$0		\$6,650,000
Long Term	Year 6-10				Long Term	Short Term	Total 20 Year
				\$0	\$6,650,000		\$6,650,000





## Annual ADA Improvements (Engineering & Construction)

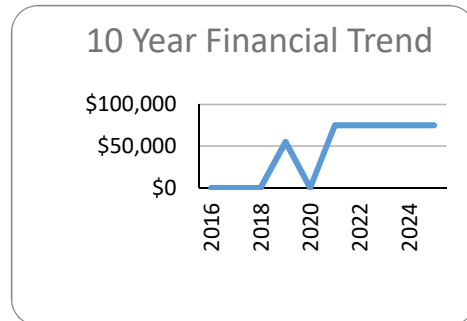


Project Category	Pedestrian & Bikeway
Useful Life	30 Years
Project Type	Improvement
User Department	DS
Coordinator	DS
Current Budget	N/A
Initial Proposal Date	2020
Design Work	Annual
Project Work	Annual
Reoccurrence	Annual
Fund Account(s)	Pedestrian & Bikeway 20-620

**Location** Village Right-of-Way

**Issue** Sections of existing Village sidewalk do not meet current Accessibility Regulations.

**Solution** Create an annual program to allow for design and construction of accessible pedestrian improvements throughout the Village.



<b>Financial Impact</b>		<b>2016</b>	<b>2017</b>	<b>2018</b>	<b>2019</b>	<b>2020</b>	<b>Historical</b>
	Historical				\$55,000		\$55,000
		<b>2021</b>	<b>2022</b>	<b>2023</b>	<b>2024</b>	<b>2025</b>	<b>Short Term</b>
	Short Term	\$75,000	\$75,000	\$75,000	\$75,000	\$75,000	\$375,000
		<b>Year 6-10</b>	<b>Year 11-15</b>	<b>Year 16-20</b>	<b>Long Term</b>	<b>Short Term</b>	<b>Total 20 Year</b>
	Long Term	\$375,000	\$375,000	\$375,000	\$1,125,000	\$375,000	\$1,500,000





## Central Business District Brick Paver Replacements



Project Category Pedestrian & Bikeway

Useful Life 30 Years

Project Type Beautification

User Department DS

Coordinator DS

Current Budget N/A

Initial Proposal Date 2020

Design Work 2025

Project Work 2025

Reoccurrence 30 Years

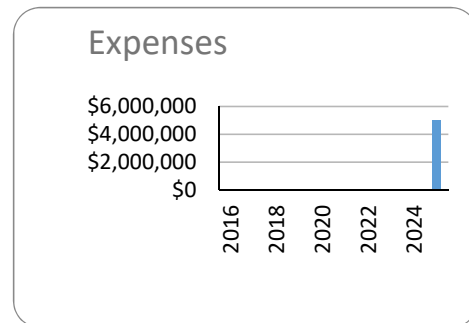
**Location** Central Business District

**Issue** Existing decorative paver edging within the Village Center has deteriorated.

**Solution** Limit decorative paving work to within the Central Business District. Improvements and development outside of this area will replace existing paver edging with concrete. Areas within the Central Business District to be replaced with a combination of clay bricks and concrete to extend the lifespan of the decorative edging and minimize maintenance.

Fund Pedestrian & Bikeway

Account(s) 20-620



	2016	2017	2018	2019	2020	Historical
<b>Financial Impact</b> Historical						\$0
	2021	2022	2023	2024	2025	Short Term
Short Term					\$5,000,000	\$5,000,000
	Year 6-10	Year 11-15	Year 16-20	Long Term	Short Term	Total 20 Year
Long Term				\$0	\$5,000,000	\$5,000,000



## Downtown Speaker/Music System



Project Category Pedestrian & Bikeway

Useful Life 20 Years

Project Type Beautification

User Department PW

Coordinator PW

Current Budget N/A

Initial Proposal Date 2020

Design Work 2021

Project Work 2022

Reoccurrence N/A

**Location** Central Business District

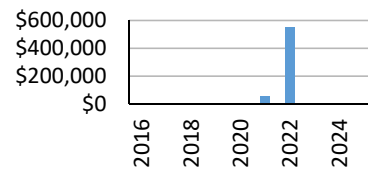
**Issue** Small town feel, walkability, and the success of the downtown business district are priorities of the Village.

**Solution** Invest in a downtown speaker/music system to provide additional ambiance and support community activities and events.

Fund Pedestrian & Bikeway

Account(s) 20-620

### Expenses



Financial Impact		2016	2017	2018	2019	2020	Historical
		Historical					
Short Term		2021	2022	2023	2024	2025	Short Term
		\$50,000	\$550,000				\$600,000
Long Term		Year 6-10	Year 11-15	Year 16-20	Long Term	Short Term	Total 20 Year
					\$0	\$600,000	\$600,000